



Product Verification

Sustainability

according to BNB BN 2015

according to BREEAM International New Construction 2016

according to DGNB NBV 2015

according to DGNB Gebäude Neubau 2018


according to LEED Building Design and Construction V3 (2009)

according to LEED Building Design and Construction V4 (2015)

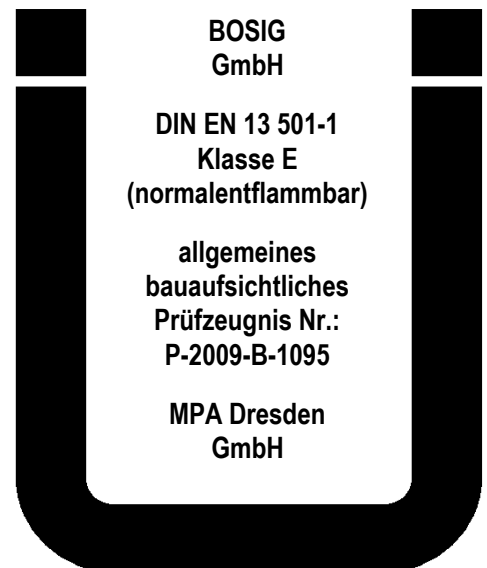
Certification:

The emission behaviour of Winflex® Vario has been tested independently by the institute for analytic Aurachtal. Winflex® Vario has been proved and tested to be very low-emission and particularly does not contain any halogenated flame retardant substances.

Winflex® Vario is tested by:



MFPA Leipzig GmbH



Winflex® Vario is a special membrane for quick and safe sealing of installation joints on windows and exterior doors in accordance with recommendations of the guidelines of the German RAL quality assurance association for windows and doors and DIN 4108-7. With Winflex® Vario the installation joint, depending on weather conditions, can dry out towards the inside or outside, since the water vapour diffusion behaviour of Winflex® Vario flexibly adapts to the physical and structural properties of the building structure, thus helping the installation joints to dry out optimally. With Winflex® Vario the same tape can be used for sealing inside and outside, equally blocking moisture from penetrating the joint.

Due to its special structure, Winflex® Vario also stretches laterally, enabling optimal matching of structural movement. This directional flexibility guarantees durable sealing of installation joints.

Winflex® Vario can be plastered and painted on both sides, thus enabling it to be built in very simply and fully concealed. Connection to the window embrasure can either be effected durably and reliably with a self-adhesive butyl-rubber glue or with our paste-like, white Winflex TFS adhesives in the flow pack, with the result that irregularities in the embrasure can be reliably smoothed and durably sealed.

Winflex® Vario offers you the following advantages:

- a single tape for inner and outer installation joint sealing – no danger of confusion, reliable planning, reducing warehousing by half
- numerous types for every situation of application
- installation joint dries out optimally
- structural movements can be absorbed through lateral stretchability / flexibility
- thereby sealing durably
- can be painted and/or plastered over
- no soiling of window areas through fluid adhesive systems
- contains no solvents - neither in the adhesive strips on the tape, nor Winflex® TFS, nor Winfix from the flow pack
- good compatibility with acrylic glass and polycarbonate
- high adhesive force of the adhesion strips on all types of window frames
- perfect handling and optimal workability due to soft and pliable properties and numerous types with and without self-adhesive strips, to match any structural conditions.

Technical data:

Colour		beige	
Base		high-grade Polymer foil, fibrous web-coated on both sides	
Temperature resistance		- 30 °C to + 80 °C	
Shelf life		min. 12 months at +10 °C to +25 °C in original packaging	
Processing temperature		+ 5 °C to + 35 °C	
UV resistance (outdoor weathering)		max. 3 months	
s _d -value		0,4 to 15 m, depending on ambient humidity	according to DIN EN ISO 12 572
Fire behaviour		class E, normally inflammable	DIN EN 13 501 – 1
Width	types standard, A, B, C type Winflex® Vario Combi	70, 100, 150 mm 150, and 200 mm further widths from 50 mm to 500 mm are possible gladly on request	
Length of roll		80 m in type standard 40 m in types A, and Winflex® Vario Combi 20 m in B, C, and types with weatherstrip	
Max. tensile force	lengthwise across	> 450 N / 5 cm > 70 N / 5 cm	DIN EN 12 311 – 2
Elongation	lengthwise across	> 20 % > 110 %	DIN EN 12 311 – 2
Air tightness		airtight	DIN 4108 – 7
Water pressure resistance – tight against heavy rain		> 200 cmWS	DIN EN 20 811

Application guidelines:

The bonding surfaces must be dry, free of oil, grease and dust and stable. When working with butyl adhesive tapes we recommend that porous and absorbing surfaces should be pre-treated with our special **Multi Primer**.

Unroll Winflex® Vario from the reel and cut to length with at least 5 cm to spare. Peel off the cover tape and carefully press the adhesion strip onto the window frame. Proceed in this manner on all sides of the window to be sealed. The window frame can now be aligned and fastened. Thereafter, the cavity between the window and the wall can be filled with a suitable quantity of insulation material. Our **Combband 600** can be used for this purpose.







Winflex® TFS or Winfix in the flow pack is then applied to the embrasure. Apply one or more thick beads and then smoothen with a spatula. Carefully glue the tapes to the prepared surface. Alternatively, pull the protective foil off the butyl adhesive strip and carefully stick the tape to the surface.

Ensure overlapping tape adhesion in the corners! Use a pressure roller to achieve optimal initial adhesion. To achieve a good finish for plastering, the full area of the tape on which the plaster will be applied must be firmly glued to the sub-surface. Avoid hollows underneath the tapes!

In this way, tapes can also be applied to uneven surfaces.

The fibrous web-coated side of the tapes can now be plastered over with commercial mortars or painted with emulsion paints!

Winflex® Vario is available in the following types:

Types:	
Standard	 <p>Winflex® Vario without self-adhesive coating</p>
A	 <p>Winflex® Vario with 20 mm wide self-adhesive coating for adhesion to the window frame and for adhesion with Winflex® TFS or Winfix in the embrasure</p>
B	 <p>Winflex® Vario with 20 mm wide self-adhesive coating for adhesion to the window frame and butyl adhesive tape for adhesion in the embrasure, single-sided application</p>
C	 <p>Winflex® Vario with 20 mm wide self-adhesive coating for adhesion to the window frame and butyl adhesive strip for adhesion in the embrasure, two-sided application</p>
Winflex® Vario Combi	 <p>Winflex® Vario with 30 mm wide self-adhesive coating for adhesion to the window frame arranged central and for adhesion with Winflex® TFS or Winfix in the embrasure – the interior and exterior sealing in only one tape</p>
Winflex® Vario with weatherstrip profile	 <p>Winflex® Vario with a non-siliconised sealing profile, alternatively suitable for Schüco small, Schüco large or Wicona small (Please indicate when ordering) Further weatherstrip profiles on request.</p>

When using versions with butyl-rubber adhesive strips with foil widths above 150 mm, additional mechanical fixture or additional adhesion with Winflex® TFS or Winfix is required (façade area).

Attention! Important Note:

Above information are based on best present knowledge of current technology, but do not guarantee faultless processing of our products. The information is based on practical results of our tests, but is not binding and does not constitute warranties of characteristics in terms of Federal Supreme Court jurisdiction. Our information does not constitute a legally binding assurance of certain properties or suitability for a specific purpose. Supplementary information by our specialists are merely recommendations, for which no liability is accepted.

Due to the many possible applications of our products, we recommend subjecting the project to a thorough suitability test on original materials before release for further application.

Since our information are non-binding we do not warranty their correctness. For this reason we accept no liability for possible improper processing based on information submitted by our employees.

This technical data sheet replaces all previous versions and is valid until a new version is issued, or until Dec. 31, 2024. Please request the latest version after Jan. 01, 2025.

Dr. Hermann, Anwendungstechnik / Application Technology, Gingen / Fils